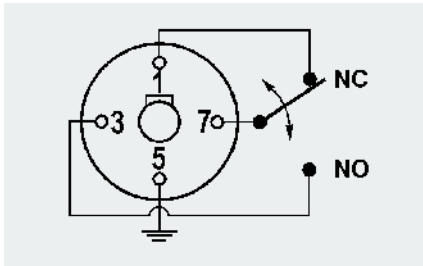


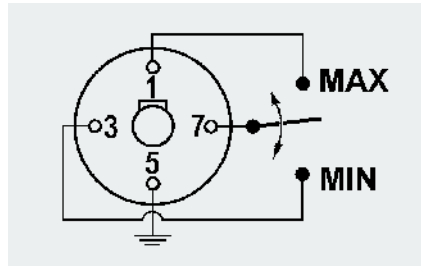
Magnetic Oil Level Indicator (FORM B) Contact Diagrams

*Magnetischer Ölstandsanzeiger (FORM B)
Kontaktdiagramme*

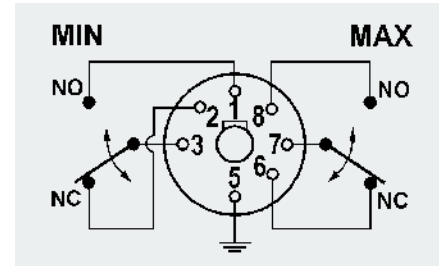
PLUG TYPE CONNECTION



At minimum position, single contact – changeover connection

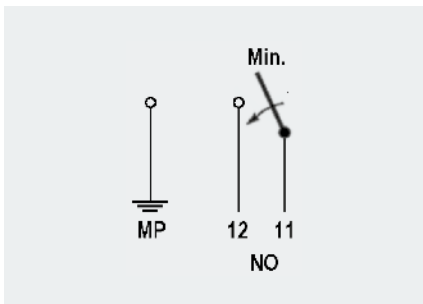


Double contact, standard connection

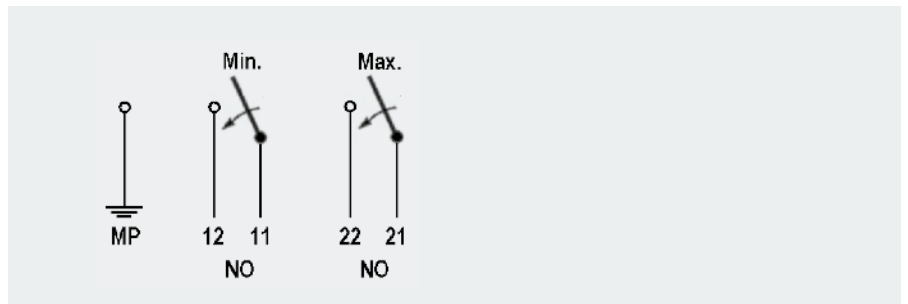


Double contact, changeover connection

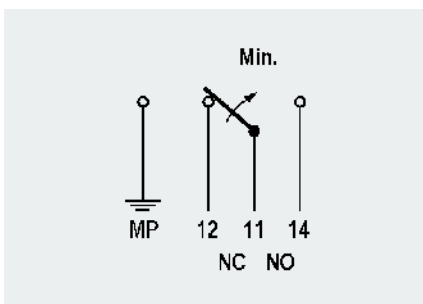
TERMINAL BOX TYPE CONNECTION



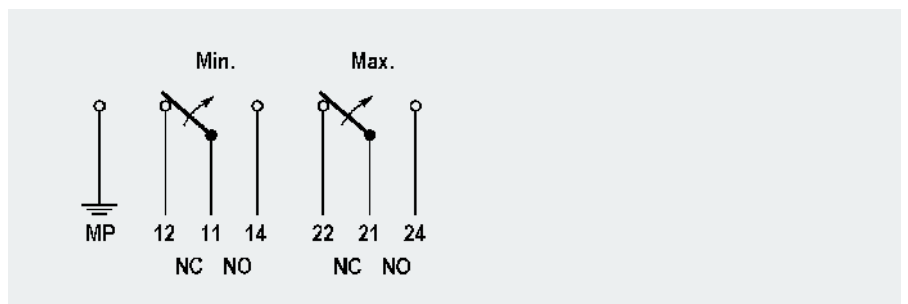
At minimum position, single contact standard connection



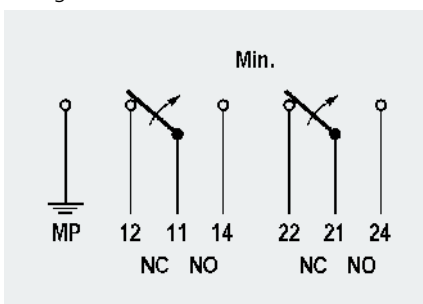
Double contact, standard connection



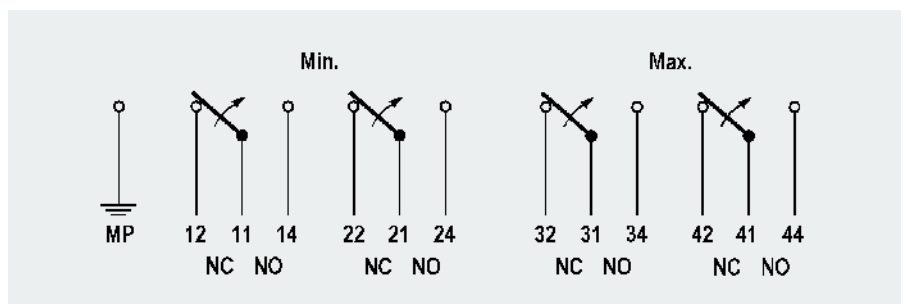
At minimum position, single contact changeover connection



Double contact, changeover connection



2 Contacts for minimum level



2 Contacts for min. level (changeover) + 2 Contacts for max. level

Änderungen können ohne Benachrichtigung vorgenommen werden. Wir behalten uns vor, Produkte abzuändern oder ganz aus dem Lieferprogramm zu streichen. Die Angaben in diesem Katalog sind ohne Gewähr.

Der Nachdruck bzw. die Kopie auch von Teilen dieser Dokumentation, sowohl auf elektronischem wie auch mechanischem Weg, bedürfen unserer ausdrücklichen schriftlichen Genehmigung.

© Copyright – Alle Rechte vorbehalten

Changes may be made without further notice. We reserve the right to change products or omit them from our program. The information given in this catalog is subject to change.

No part of this publication may be reproduced by any means, electronic or mechanical, including photocopying and microfilming, or utilized in any other form without permission in writing from the publisher.

© Copyright – All rights reserved

Flister Group GmbH & Co KG
Dorfäcker 4
D-91086 Aurachtal
Tel.: +49 (0) 91 32-30 01
Fax: +49 (0) 91 32-65 02
eMail: info@flister-elektrotechnik.de
web: www.flister-elektrotechnik.de